

DIY Christmas Cards 自做聖誕咭

Decorate and make your own Christmas cards. Color, cut out and stick the pictures however you like!

請你用顏色筆較剪同膠水製造自己的聖誕咭！

Happy
holidays



Merry
Christmas

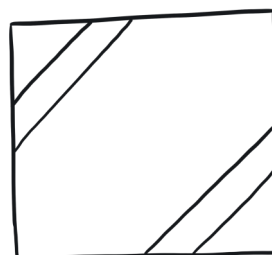
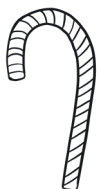
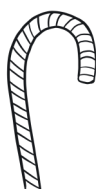
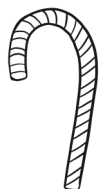
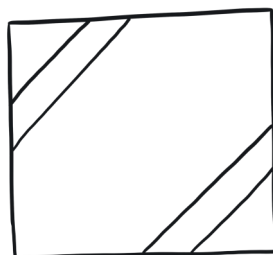







Season's
Greetings




聖誕快樂


聖誕快樂








2. 跟住條綫再摺一半



1. Fold card in half along the dotted line

1. 跟住條綫摺一半



2. Fold the card in half again along the dotted line

